

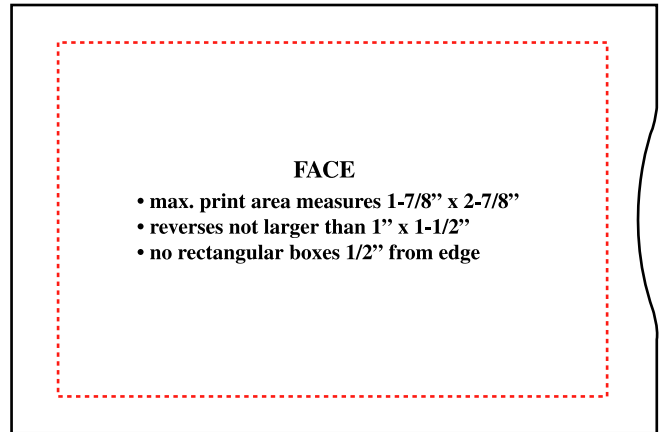
Credit Card Sleeve Customer Template

LIGHT COVERAGE

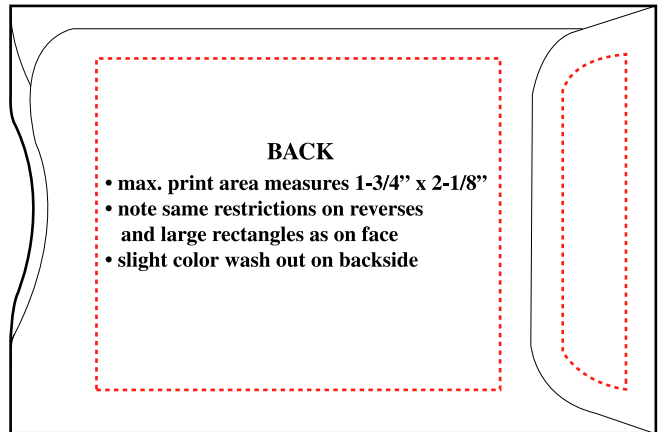
Folded Size: 2-1/4 x 3-3/8

Printing on the backside (optional) is free. However, keep in mind that the printing on back tends to be slightly lighter than the front (unavoidable).

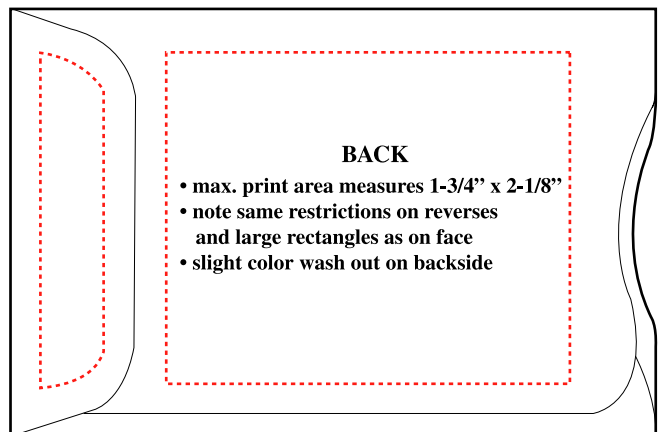
FACE Orientation



BACK Orientation A



BACK Orientation B



Choosing a Thumbcut Direction for the Back

Thumbcut direction may be important when fitting artwork for the back of the sleeve.

With the thumbcut on the left (A), think of flipping the sleeve over from left to right.

With the thumbcut on the right (B), think of flipping the sleeve over from top to bottom.

Figure out which way the artwork will be oriented on the back and set it up on the appropriate template.